

HCF-Lite[®] 480Y/277V with Color-Trak ID System[®]

Kaf-Tech's Color Coded MC, AC, & HCF Cables

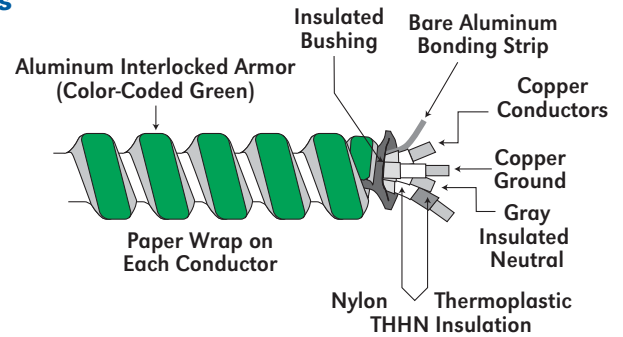
Cable Technical Specifications

Specification Description






Specification	HCF-Lite Color-Trak ID System [®]
Armor	Aluminum Interlocking Strip (green striped)
Conductors	Solid Copper
Conductor Insulation	THHN
Conductor Insulation Covering	Paper Wrap
Maximum Temperature Rating	90°C (dry)
Grounding	16 AWG integral Bond Wire/Armor combination plus insulated green grounding conductor (2 grounding means)
Neutral Conductor	Gray
Maximum Voltage Rating	600V

References & Ratings

- U.L. 4, 83, 1479, 1581, File Reference E7330
- NEC 250.118, 300.22(C), 392, 320, 517.13, 518, 645
- Federal Specification A-A-59544 (formerly J-C-30B)
- Meets all applicable OSHA and HUD Requirements
- Cable Tray installations per NEC
- U.L. Classified 1, 2 and 3-hour Through-Penetration Fire Wall File R-14929
- Environmental Air-Handling Space installation



Kaf-Tech's Color-Trak ID System[®]

-  Additional brown stripe denotes 2 conductor cable (brown conductor)
-  Additional orange stripe denotes 2 conductor cable (orange conductor)
-  Additional yellow stripe denotes 2 conductor cable (yellow conductor)
-  Additional brown and orange stripes denote 3 conductor cable
-  Additional brown, orange and yellow stripes denote 4 conductor cable

Product Codes, Trade Sizes, Conductors, Packaging & Product Dimensions

Product Code		Trade Size	Grounding Conductor AWG	Length (feet)		Approx. Weight/1000 Feet (lbs.)	Armor Minimum O.D. (inches)
Coil	Reel			Coil	Reel		
2804G42-01	2804G60-01	12-2 Solid (brown)	12	250'	1000'	130	0.489
2804G42-02	2804G60-02	12-2 Solid (orange)	12	250'	1000'	130	0.489
2804G42-03	2804G60-03	12-2 Solid (yellow)	12	250'	1000'	130	0.489
2805G42-01	2805G60-01	12-3 Solid (brown, orange)	12	250'	1000'	155	0.5201
2806G42-01	2806G60-01	12-4 Solid (brown, orange, yellow)	12	250'	1000'	185	0.545

NOTE: All dimensions and weights are subject to normal manufacturing tolerances. Other conductor colors available by special order. Not to be used with set screw type fittings or on DC circuits. Sizes 14 AWG, 8 AWG, & larger available by special order and subject to lead time and minimum quantities.

WARNING: DO NOT RE-IDENTIFY CONDUCTOR COLORS.

**Emergency circuits require special consideration in healthcare settings.
Review NEC 517.30 (C)(3)(3) for guidance on the use of HCF cables on emergency circuits.**

See page 38 for bond wire termination details.