

Type AC-90[®] 120V with Color-Trak ID System[®]

Cable Technical Specifications

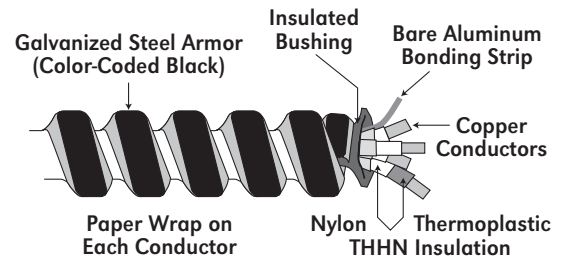


Specification Description




Specification	AC-90 Color-Trak ID System [®]
Armor	Galvanized Interlocking Steel Strip (black striped)
Conductors	Solid/Stranded Copper (see below)
Conductor Insulation	THHN
Conductor Insulation Covering	Paper Wrap
Maximum Temperature Rating	90°C (dry)
Grounding	16AWG integral Bond Wire/Armor combination
Neutral Conductor	White
Maximum Voltage Rating	600V

References & Ratings

- U.L. 4, 83, 1479, 1581, File Reference E7330
- NEC 250.118, 300.22(C), 392, 320, 645
- Federal Specification A-A-59544 (formerly J-C-30B)
- Meets all applicable OSHA and HUD Requirements
- Cable Tray installations per NEC
- U.L. Classified 1, 2 and 3-hour through-penetration Fire Wall
- Environmental Air-Handling Space installation



Kaf-Tech's Color-Trak ID System[®]

-  Black cable denotes 2 conductor cable
-  Additional red stripe denotes 3 conductor cable
-  Additional red and light blue stripes denote 4 conductor cable

Product Codes, Trade Sizes, Conductors, Packaging & Product Dimensions

Product Code		Trade Size	Length (feet)		Approx. Weight/1000 Feet (lbs.)	Armor Minimum O.D. (inches)
Coil	Reel		Coil	Reel		
1401N42-00	1401N60-00	14-2 Solid	250'	1000'	180	0.433
1402N42-00	1402N60-00	14-3 Solid	250'	1000'	200	0.453
1403N42-00	1403N60-00	14-4 Solid	250'	1000'	250	0.486
1404N42-00	1404N60-00	12-2 Solid	250'	1000'	210	0.467
1405N42-00	1405N60-00	12-3 Solid	250'	1000'	245	0.489
1406N42-00	1406N60-00	12-4 Solid	250'	1000'	290	0.520
1407N32-00	1407N60-00	10-2 Solid	125'	1000'	250	0.476
1407N42-00	—	10-2 Solid	250'	—	250	0.476
1408N32-00	1408N60-00	10-3 Solid	125'	1000'	295	0.500
1408N42-00	—	10-3 Solid	250'	—	250	0.476
1409N32-00	1409N60-00	10-4 Solid	125'	1000'	380	0.541
1409N42-00	—	10-4 Solid	250'	—	250	0.476
1415N40-00	1415-45-00	8-2 Stranded	200'	500'	345	0.604
1416N40-00	1416-45-00	8-3 Stranded	200'	500'	420	0.637
1417-32-00	1417-45-00	8-4 Stranded	125'	500'	515	0.695
1419-32-00	1419-45-00	6-2 Stranded	125'	500'	445	0.700
1420-32-00	1420-45-00	6-3 Stranded	125'	500'	560	0.739
1421-30-00	1421-45-00	6-4 Stranded	100'	500'	685	0.807
1424-30-00	1424-45-00	4-3 Stranded	100'	500'	800	0.885
1425-30-00	1425-45-00	4-4 Stranded	100'	500'	995	0.971
1428-30-00	1428-45-00	3-3 Stranded	100'	500'	940	0.990
1429-30-00	1429-45-00	3-4 Stranded	100'	500'	1180	1.085
1426-30-00	1426-45-00	2-3 Stranded	100'	500'	1095	1.014
1427-30-00	1427-45-00	2-4 Stranded	100'	500'	1380	1.115

NOTE: All dimensions and weights are subject to normal manufacturing tolerances.

WARNING: DO NOT RE-IDENTIFY CONDUCTOR COLORS.

Kaf-Tech's Color-Trak ID System[®] is available on 14-2 through 10-4

See page 38 for bond wire termination details.